

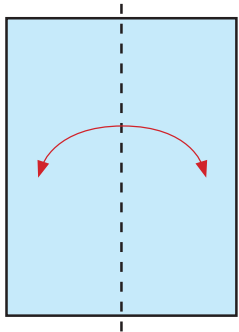


# Activity Sheet

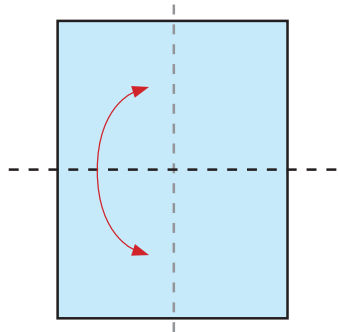
## Origami pirate ship

suitable for  
YEARS  
3-6

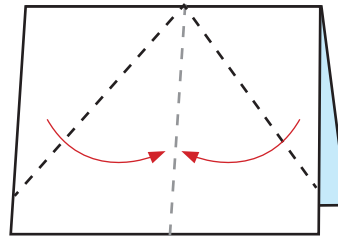
Origami is a great activity to develop hand-eye coordination, spatial skills and concentration. Set up a station in your classroom with coloured paper and pens and encourage children to decorate and name their pirate ships.



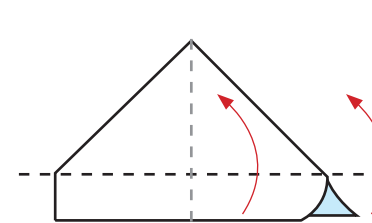
1. Use an A4 page.  
Fold in half vertically



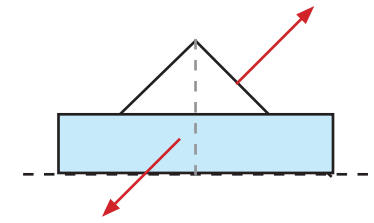
2. Unfold and fold in half horizontally



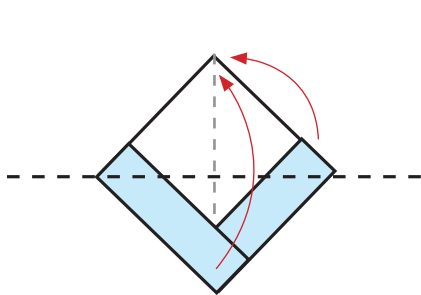
3. Fold corners in toward centre



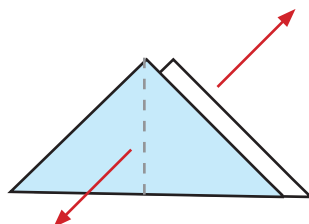
4. Fold up edges on both sides



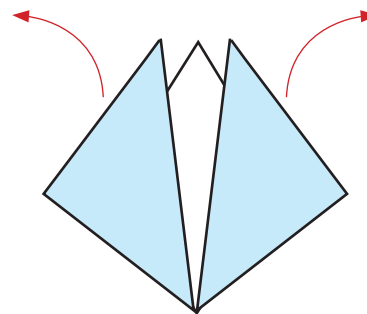
5. Pull the sides out and flatten



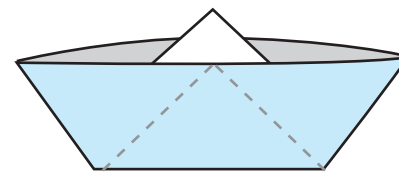
6. Fold front and back layers up




7. Pull sides apart and flatten



8. Pull top flaps outwards



9. Squash the bottom and pull the sides up



10. Enjoy sailing your new pirate boat!

Funds raised through Pirate Day go toward childhood brain cancer research through The Kids' Cancer Project.

[pirateday.com.au](http://pirateday.com.au)



**THE KIDS' CANCER PROJECT**  
Science. Solutions. Survival.